

Charts That Work In Bull Or Bear Markets

David Jones
Chartist, Shares Magazine

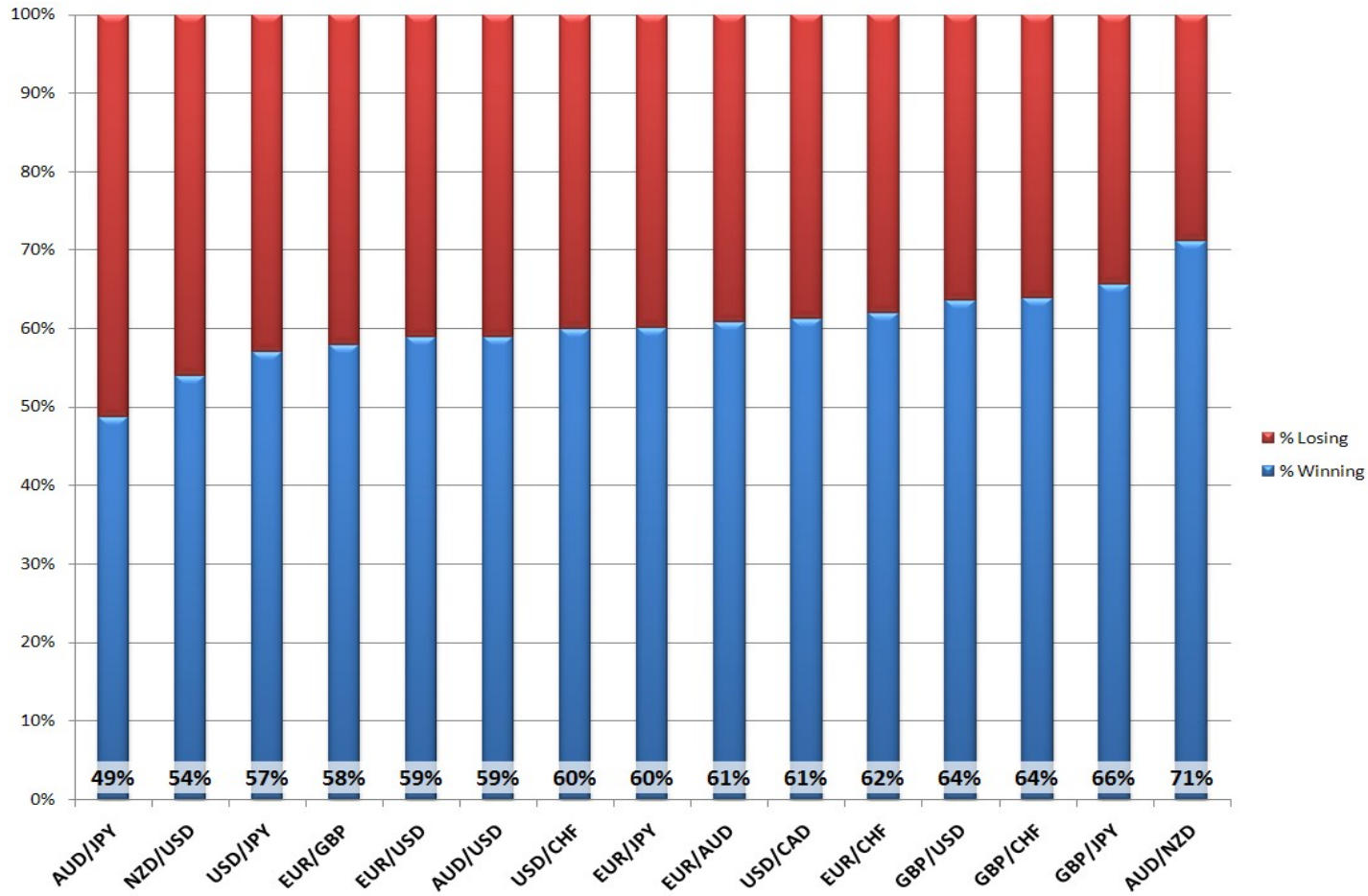
SHARES

Markets Presenter Wake Up To Money

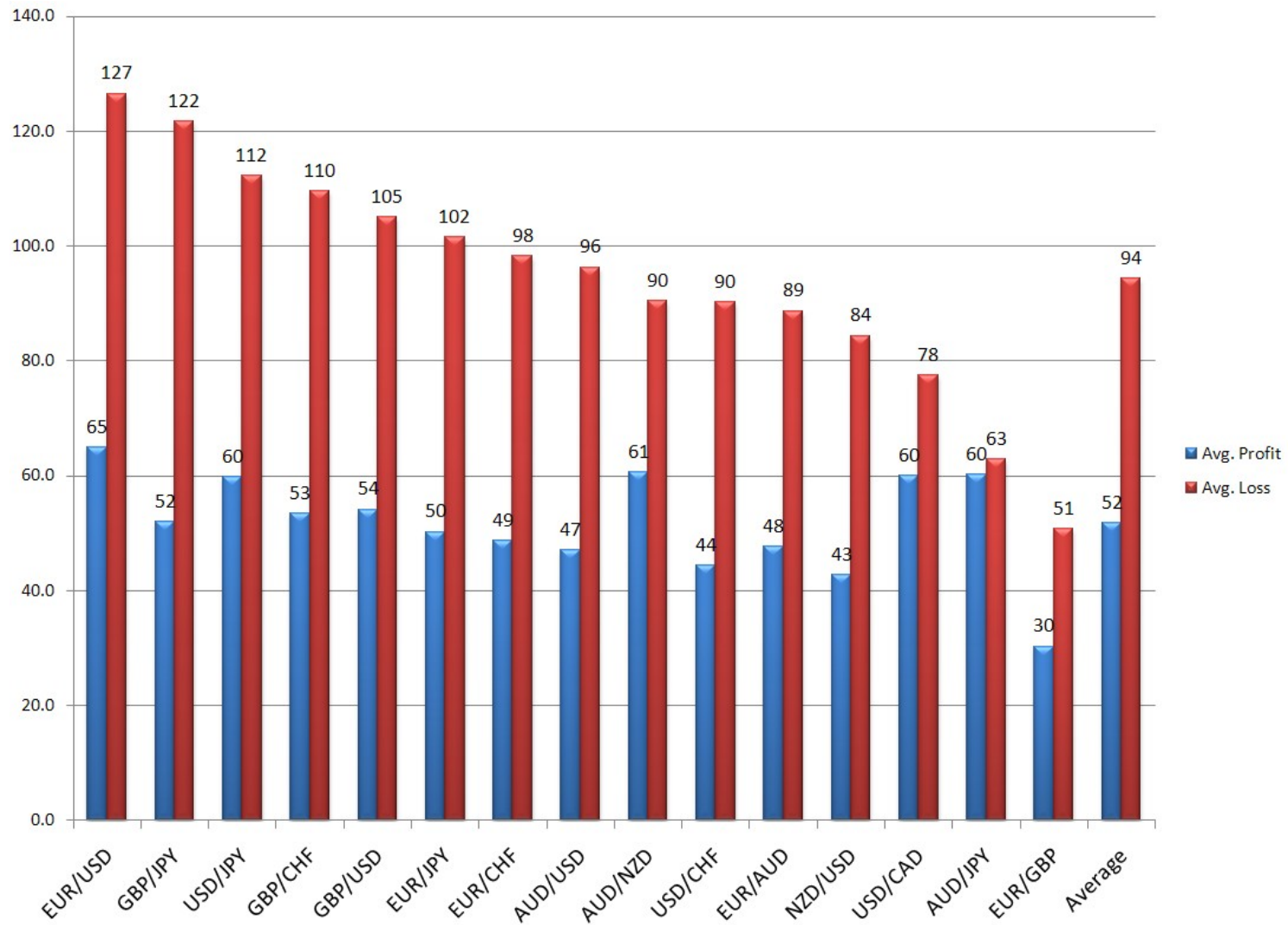


@JonesTheMarkets

Some stats – first the good news



But...



Charting

- Overcomplicated by too many
- All about investor psychology rather than “magic” systems
- An attempt to stack the odds in our favour
- Not rocket science
- TREND
- TREND
- TREND

Trend

Pence 1 day candles

Marshalls PLC

Ord



Trend

Pence 1 day candles Novae Group PLC

Ord



www.sharescope.co.uk

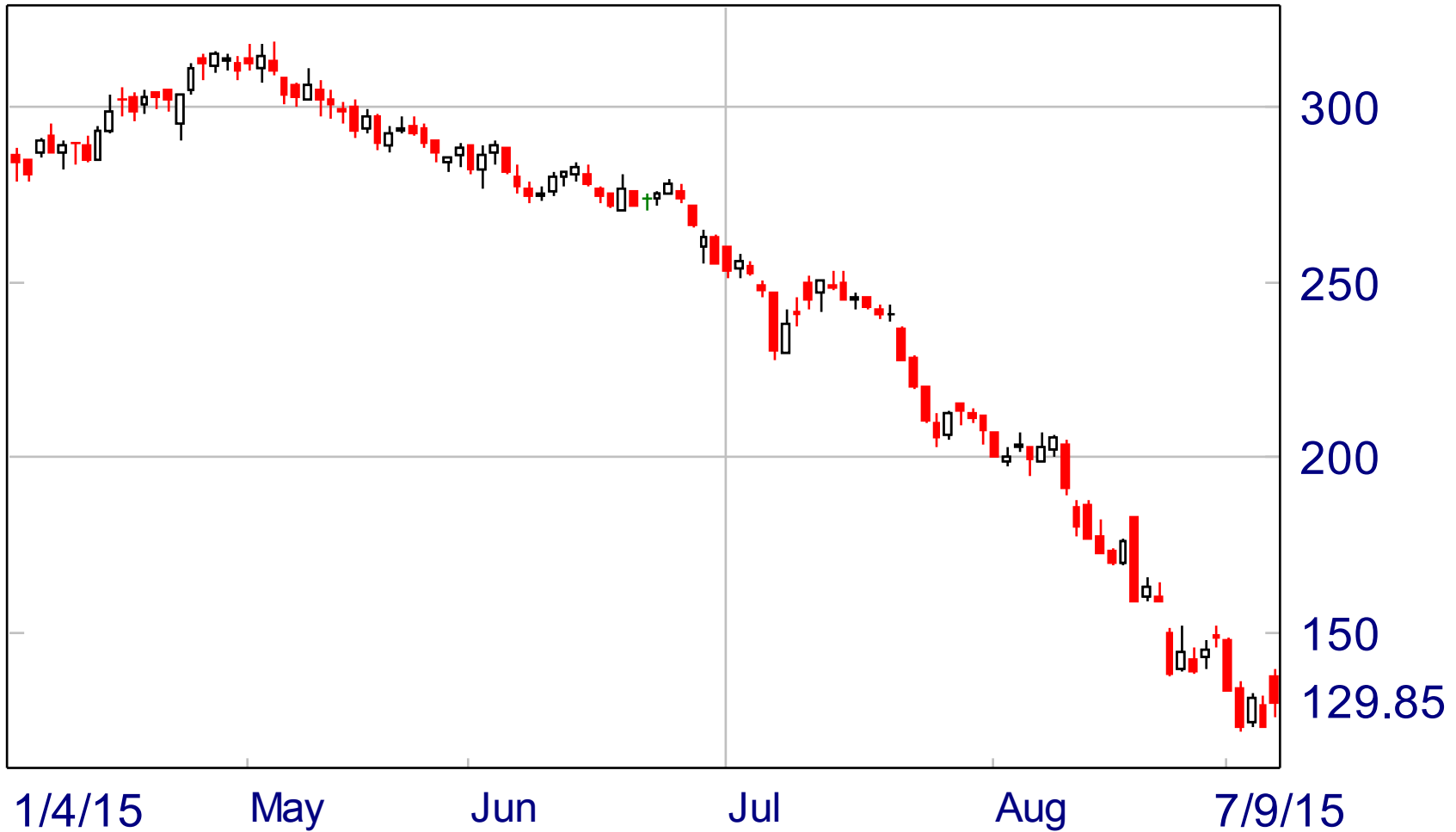
Chart (c) **ShareScope**

Trend

Pence 1 day candles

Glencore PLC

Ord



www.sharescope.co.uk

Chart (c) **ShareScope**

Trend

Pence 1 day candles Serco Group PLC

Ord



Does it really work?

Share	Trend	Last Year	7 Sep 2015	Change
Dixons Carphone	Up	371p	415p	11%
Polar Cap Tech	Up	505p	558p	11%
Oxford Instruments	Down	1178p	809p	31%
DCC	Up	3485p	4838p	39%
National Grid	Up	910p	853p	-6%
ITV	Up	220p	244p	11%
Average:				16%
FTSE All Share				-7%

Trend & Big Levels

Pence 1 day candles

Marshalls PLC

Ord



www.sharescope.co.uk

Chart (c) ShareScope

Trend & Big Levels

Home Retail Group PLC

Ord



www.sharescope.co.uk

Chart (c) **ShareScope**

Trend & Big Levels

Pence 1 day candles BT Group PLC

Ord



www.sharescope.co.uk

Chart (c) ShareScope

Any questions

- Email: DJ@JonesDC.com
- Twitter: [@JonesTheMarkets](https://twitter.com/JonesTheMarkets)